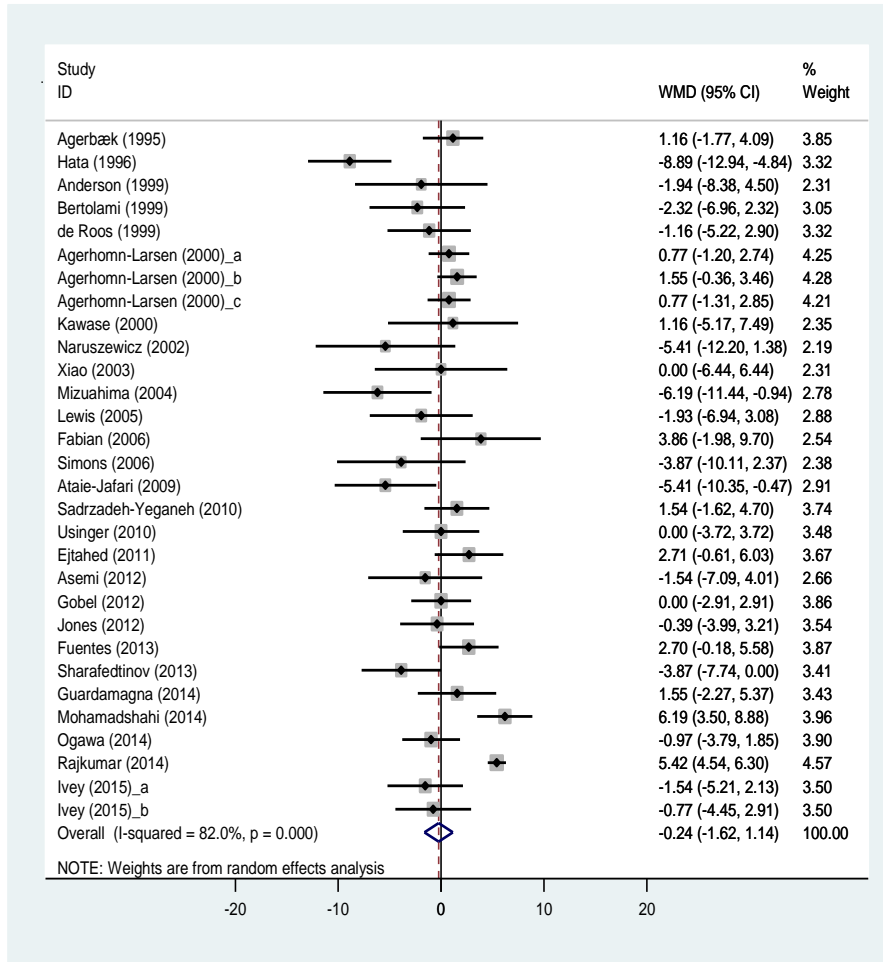


Table S1. Methodological quality of 27 included trials on the effect of probiotics on lipid concentrations, based on the Cochrane Collaboration tool for assessing risk of bias and the modified Jadad scale

No.	Study	Cochrane Collaboration tool							Modified Jadad score					Total score
		A	B	C	D	E	F	G	a	b	c	d	e	
1	Agerbæk (1995) ¹³	?	?	+	?	+	+	?	1	0	1	1	0	3
2	Hata (1996) ¹⁰	?	?	?	?	+	+	?	1	0	0	1	1	3
3	Anderson (1999) ¹⁴	?	?	+	?	+	+	?	1	0	1	0	1	3
4	Bertolami (1999) ¹⁷	?	?	+	?	+	+	?	1	0	1	0	1	3
5	de Roos (1999) ¹⁸	?	?	?	?	+	+	?	1	0	0	0	1	2
6	Agerholm-Larsen (2000) ⁸	?	?	+	?	+	+	?	1	0	1	0	1	3
7	Kawase (2000) ¹¹	?	?	-	?	+	+	?	1	0	0	0	1	2
8	Naruszewicz (2002) ²⁷	?	?	+	?	+	+	?	1	0	1	0	1	3
9	Xiao (2003) ²³	?	?	?	?	-	+	?	1	0	0	1	0	2
10	Mizuahima (2004) ¹²	?	?	?	?	-	+	?	1	0	0	0	1	2
11	Lewis (2005) ²⁵	?	?	+	?	+	+	?	1	0	1	1	1	4
12	Fabian (2006) ²⁰	?	?	?	?	+	+	?	1	0	0	0	1	2
13	Simons (2006) ³²	?	?	+	?	+	+	?	1	0	1	0	1	3
14	Ataie-Jafari (2009) ¹⁶	?	?	-	?	+	+	?	1	0	0	0	1	2
15	Sadrzadeh-Yeganeh (2010) ³⁰	?	?	+	?	+	+	?	1	0	1	0	1	3
16	Usinger (2010) ³⁴	?	?	+	?	+	+	?	1	0	1	0	1	3
17	Ejtahed (2011) ¹⁹	+	?	+	?	+	+	?	1	1	1	1	1	5
18	Asemi (2012) ¹⁵	?	?	-	?	+	+	?	1	0	0	0	1	2
19	Gobel (2012) ²²	+	+	+	?	+	+	?	1	1	1	1	1	5
20	Jones (2012) ²⁴	+	?	+	?	+	+	?	1	0	1	1	1	4
21	Fuentes (2013) ²¹	?	?	+	?	+	+	?	1	0	1	0	1	3
22	Sharafedinov (2013) ³¹	+	+	+	?	+	+	?	1	1	1	1	1	5
23	Guardamagna (2014) ²³	?	?	+	?	+	+	?	1	0	1	1	1	4
24	Mohamadshmo (2014) ²⁶	+	?	+	?	-	+	?	1	1	1	1	0	4
25	Ogawa (2014) ²⁸	?	+	-	?	+	+	?	1	0	0	1	0	3
26	Rajkumar (2014) ²⁹	?	+	+	?	+	+	?	1	0	1	1	1	4
27	Ivey (2015) ⁹	+	?	+	?	+	+	?	1	1	1	1	1	5

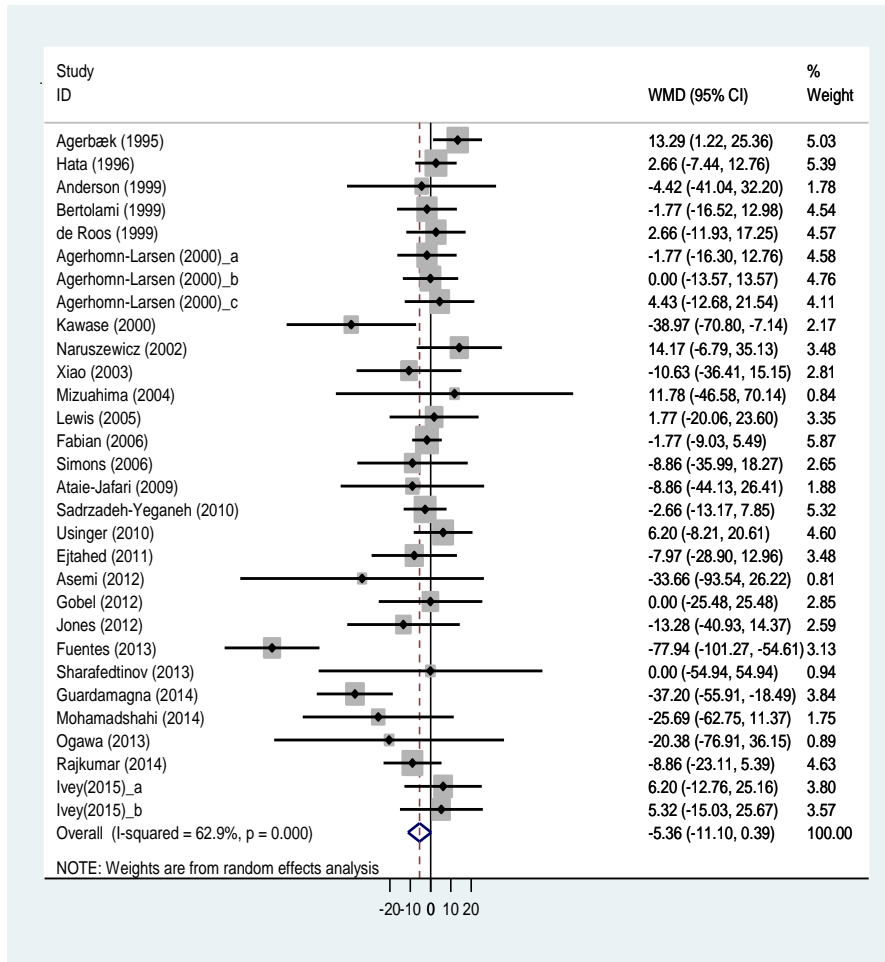
A, Random sequence generation (selection bias); B, Allocation concealment (selection bias); C, Blinding of participant & personnel (performance bias); D, Blinding of outcome assessment; E, Incomplete outcome data (attrition bias); F, Selective reporting (reporting bias); G, Other bias; +, low risk of bias; -, high risk of bias; ?, uncertain risk of bias
a, Randomization; b, Randomization methods; c, Double blind; d, Blinding method; e, Follow-up reporting

Figure S1



Title: Effect of Probiotics on Blood Lipid Concentrations: A Meta-analysis of Randomized Controlled Trials
(Cho *et al*)

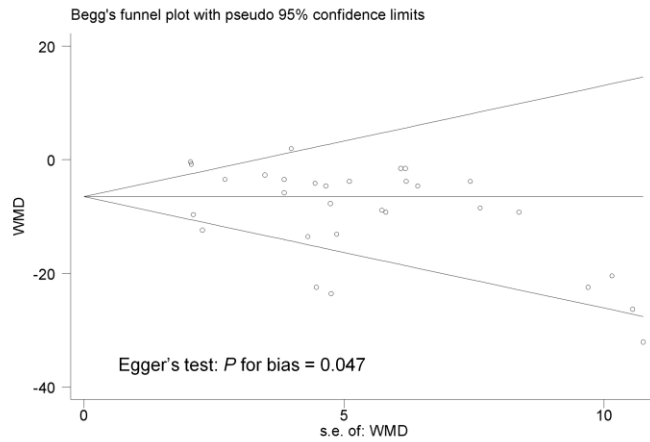
Figure S2



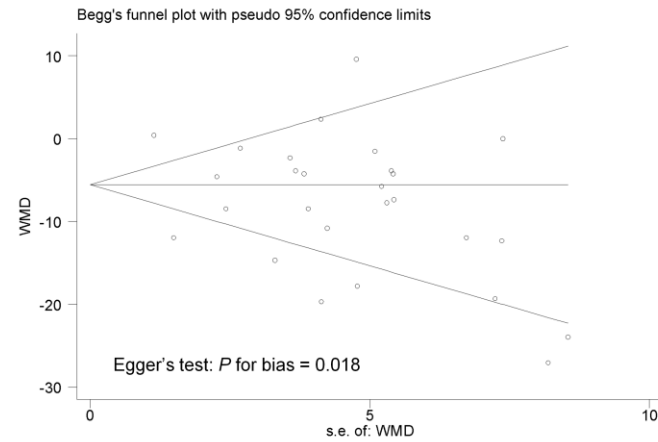
Title: Effect of Probiotics on Blood Lipid Concentrations: A Meta-analysis of Randomized Controlled Trials (Cho *et al*)

Figure S3

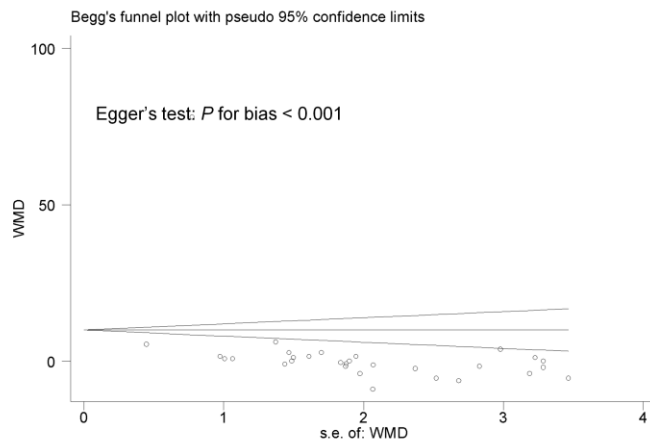
A. Total Cholesterol



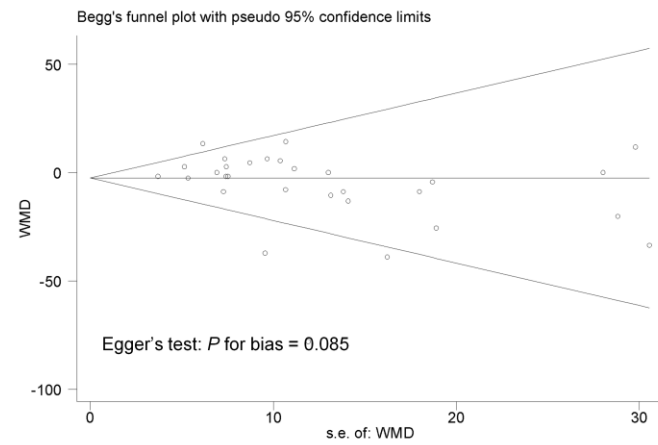
B. LDL Cholesterol



C. HDL Cholesterol



D. Triglycerides



Title: Effect of Probiotics on Blood Lipid Concentrations: A Meta-analysis of Randomized Controlled Trials
(Cho *et al*)

Figure S3

