
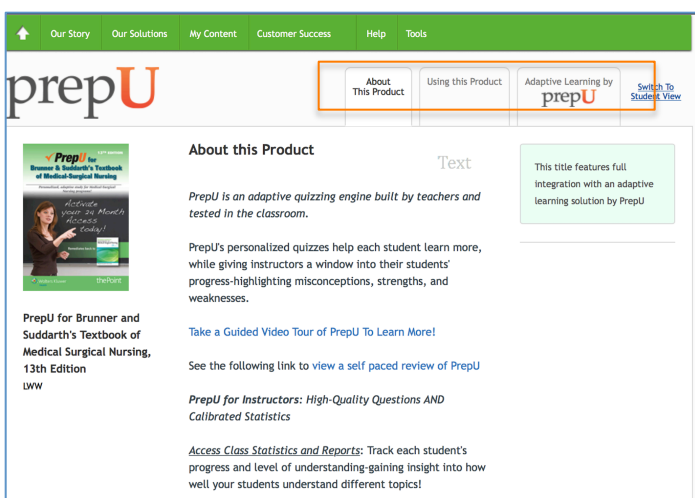


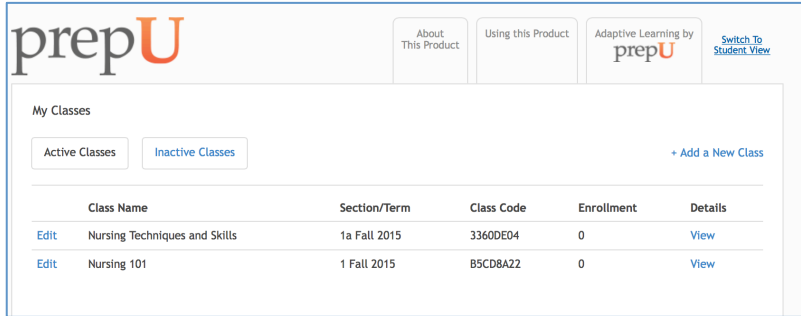
Platform Updates, August 2015

As we expand both our prepU and CoursePoint and CoursePoint+ product offerings, we are pleased to announce a modest upgrade to the *prepU* interface for August 2015 classes. The new interface will make it easier for users to access *prepU*, access training resources, and support classes using both products.

Item	Description of Update
More intuitive and quicker way to access prepU via My Content	
Easier access to prepU from your My Content library	<p>With the new design, users can more easily access prepU on thePoint. Rather than having to launch <i>prepU</i> from the catalog page, you can now access the <i>prepU</i> engine directly from the “My Content” page via the <i>Adaptive Learning by PrepU</i> link.</p> 
Easier access to training materials and documentation from My Content	<p>We’ve also made accessing our user support easier with this new design. You and your students can now access our user guides, training videos, and other support resources directly from “My Content.” Simply select the <i>Using this Product</i> link to locate our support and training resources.</p>

Item	Description of Update
More intuitive prepU interface, featuring tabbed design	
Tabbed interface makes it easier to launch prepU and access supporting materials	<p>Our new interface mirrors the <i>Lippincott CoursePoint</i> design and will help make using either—or both products—easier and more intuitive for students.</p> <p>The three tabs are:</p> <ul style="list-style-type: none"> • About this Product (product information) • Using this Product (training and documentation resources) • Adaptive Learning by prepU (direct access to the prepU engine) 

Item	Description of Update
<p>Shared class management tools solve an existing software issue for our users.</p> <p><i>**By class management tools, we are referring to the prepU tools that allow you to create classes and view student data, as well as the tools that allow your students to enroll in your classes and view your assignments.</i></p>	<p>prepU, CoursePoint, and CoursePoint+ will leverage the same class management functionality to address a support issue and make it easier to prepU.</p> <p>prepU, CoursePoint and CoursePoint+ with vSim integration will leverage one shared set of class management tools to better support our users. This change will address existing support issues caused by the two disparate class management tools in place now (one set of tools for prepU and one set of tools for CoursePoint/vSim).</p> <p>Last year, we identified a key issue with our faculty; students were accidentally (or intentionally) purchasing prepU when an instructor adopted CoursePoint OR purchasing CoursePoint when an instructor only adopted prepU. As a result of this “mismatch,” students could not successfully join their instructor’s classes and complete assignments without manual intervention by our customer support team. The manual intervention was frustrating for users and delayed student coursework.</p> <p>By upgrading the prepU class management tools to those used in CoursePoint products, we can now ensure that all students (those who purchased prepU or CoursePoint) can enroll in their instructor’s classes, as well as view and complete assignment.</p>
<p>More intuitive suite of classroom management tools accessible via</p> <div data-bbox="154 1255 354 1318">My Classes</div>	<p>Instructors and students can easily access all class management tools via the new My Classes interface.</p> <p>Instructor Experience. Via My Classes, instructors can:</p> <ul style="list-style-type: none"> • View their complete list of classes for a specific prepU product • Easily add a new class (which will be visible to students who purchase prepU or CoursePoint/CoursePoint+ for that title) • Access, copy, and paste class code instructions for students to a course syllabus or course management system (e.g. Blackboard) • Make a class active or inactive • View student performance data • View and append student rosters • Invite co-instructors to join classes (granting them a subscription to the product as well) <p>Student Experience. Via My Classes, students can:</p> <ul style="list-style-type: none"> • More easily enroll in a class • View instructor assignments (once enrolled) • Take quizzes • Review their individual quiz and assignment data



Turnkey selection of instructor and student training resources

Robust, turnkey suite of training resources and documentation

With the new tabbed design, you can now more easily locate our robust array of resources—from user guides to training webinars to professional development support.

The *Using this Product* link (from My Content) or tab (from the new tabbed interface) divides documentation into two sections: one for students (Knowledge Acquisition) and one for instructors (Lesson Planning: Instructor Only).

